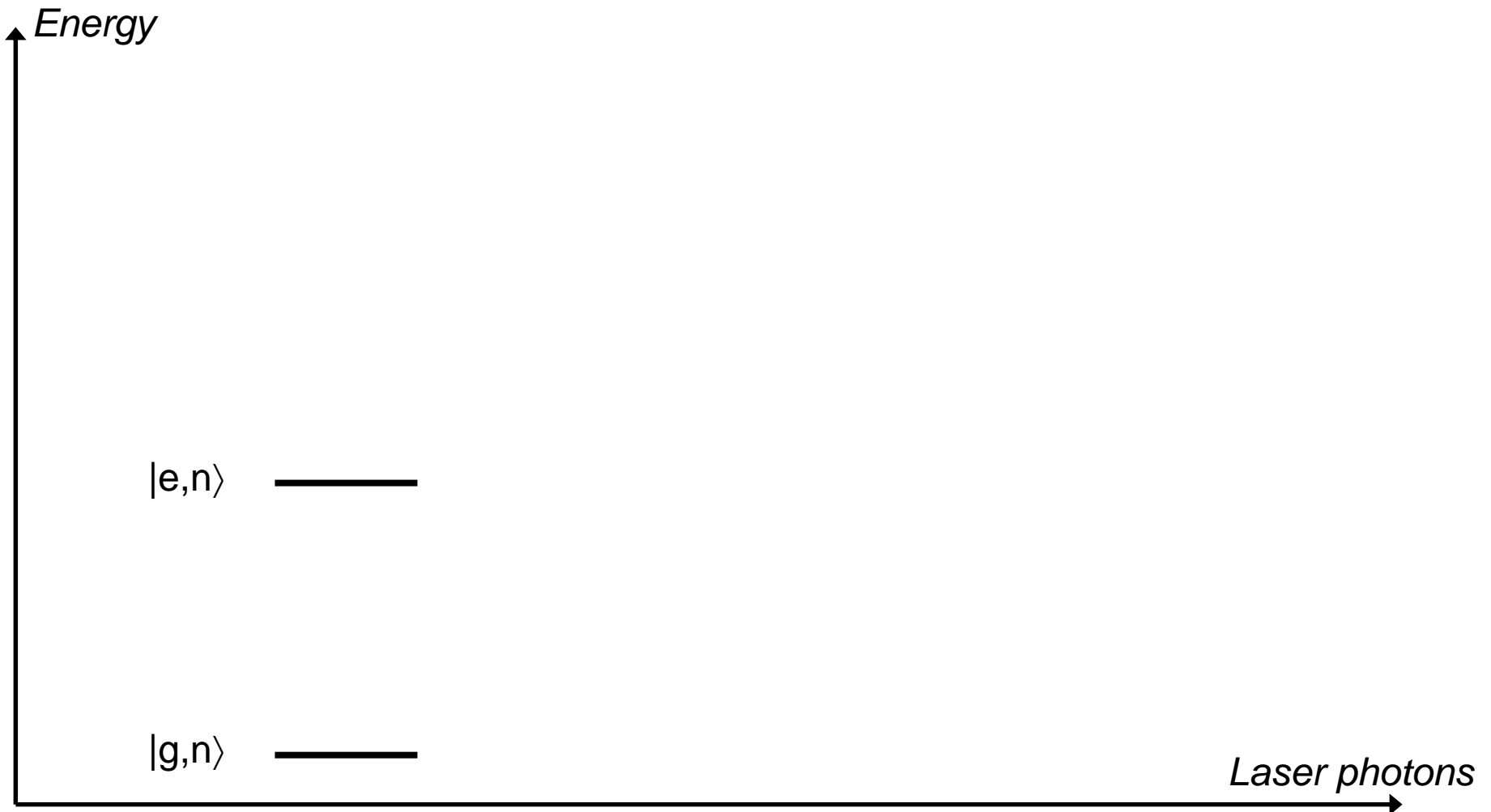


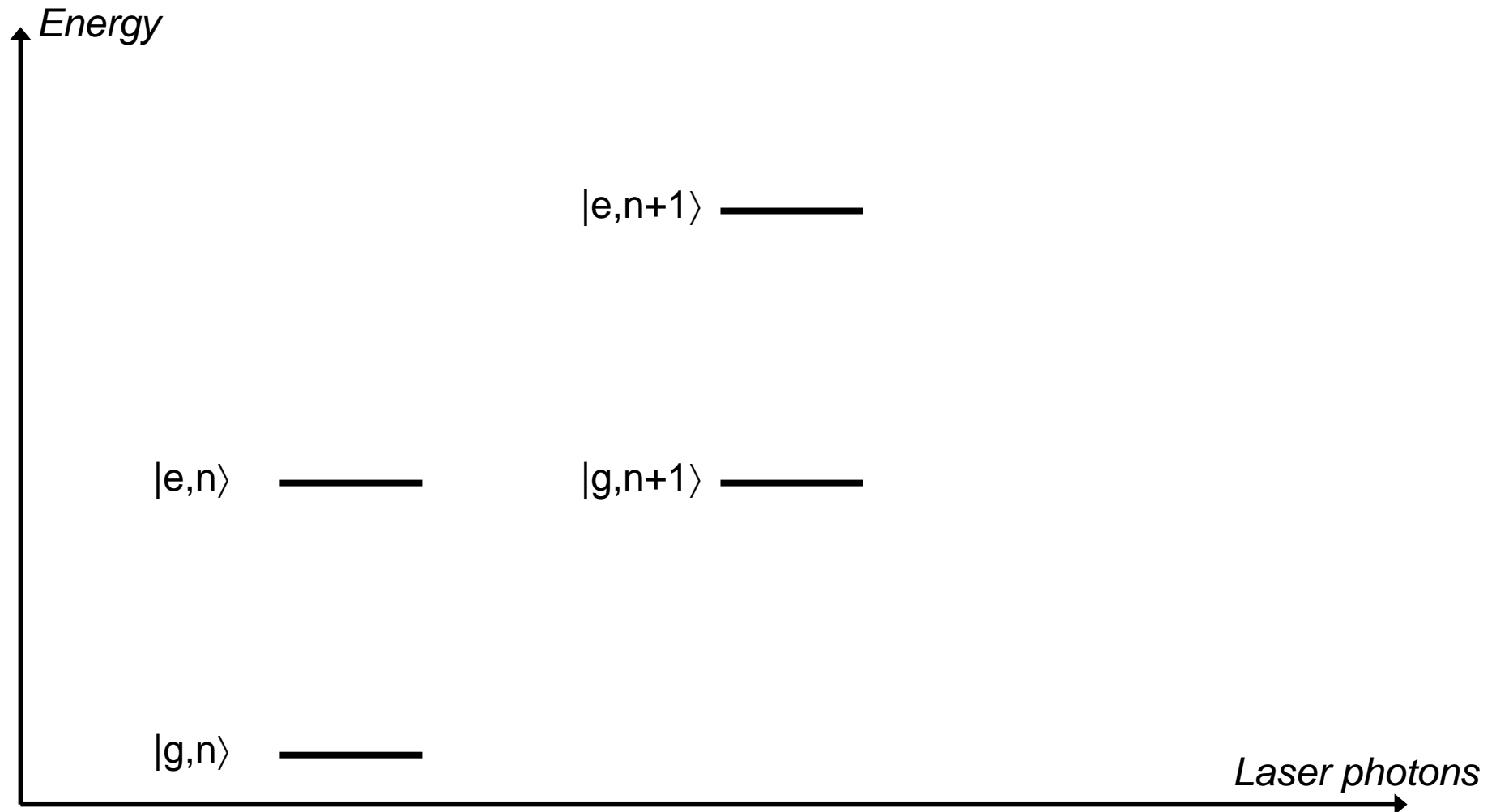
Mollow Triplet (I)

Atom + Laser Field (dressed atom picture), $\delta=0$



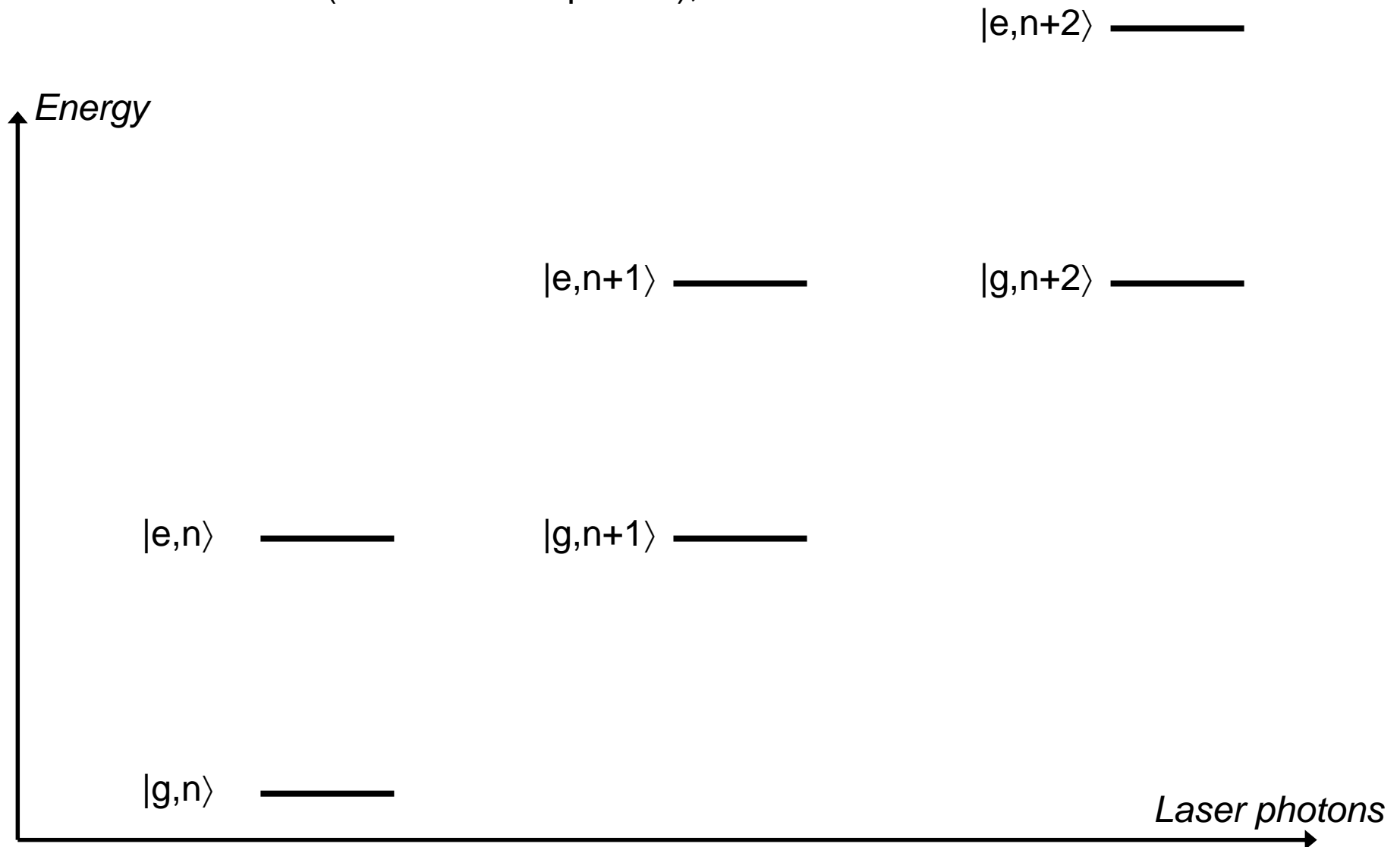
Mollow Triplet (I)

Atom + Laser Field (dressed atom picture), $\delta=0$



Mollow Triplet (I)

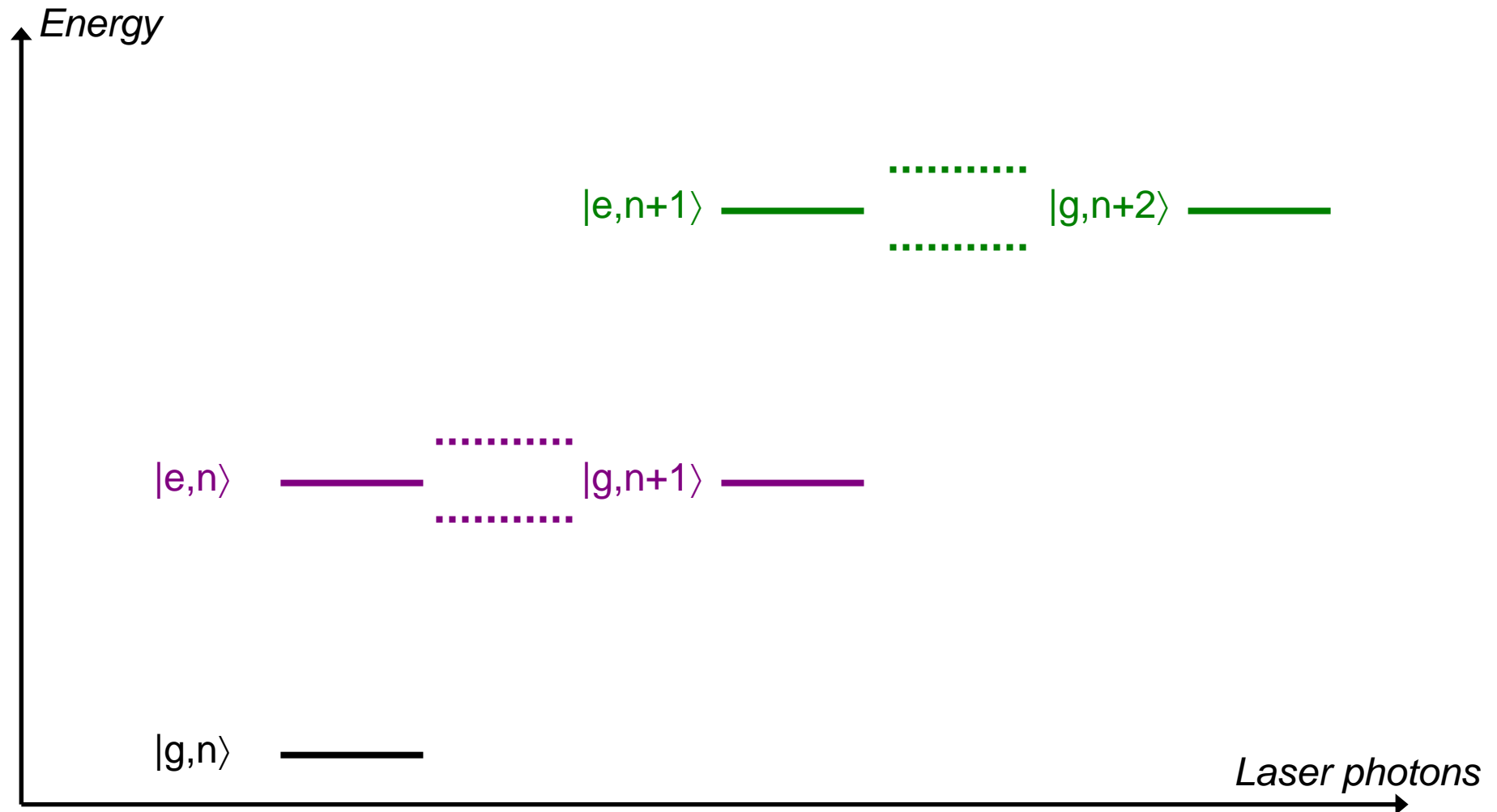
Atom + Laser Field (dressed atom picture), $\delta=0$



Mollow Triplet (II)

Atom + Laser Field (dressed atom picture), $\delta=0$

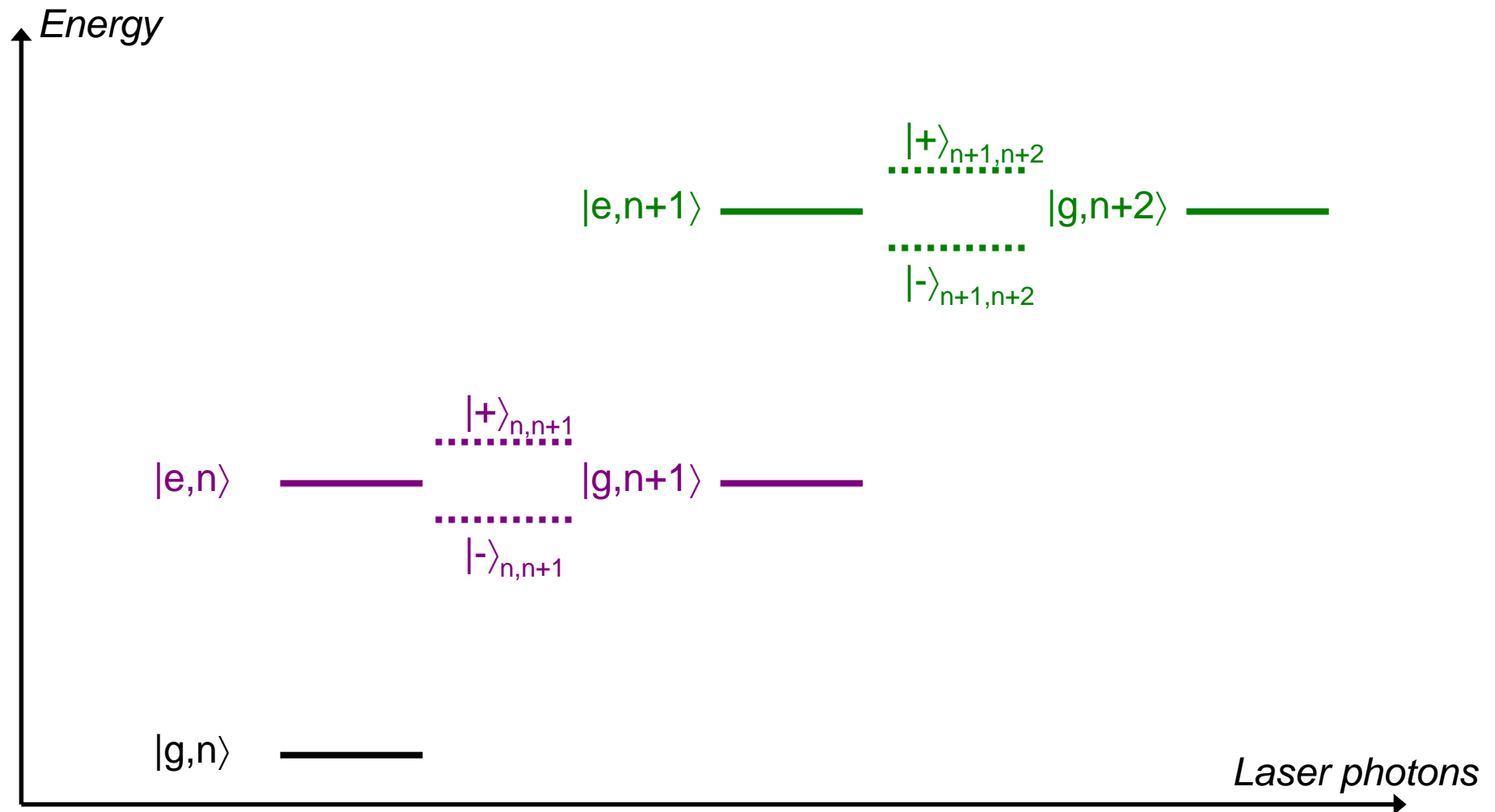
+ add-in atom-laser interaction energy



Mollow Triplet (II)

Atom + Laser Field (dressed atom picture), $\delta=0$

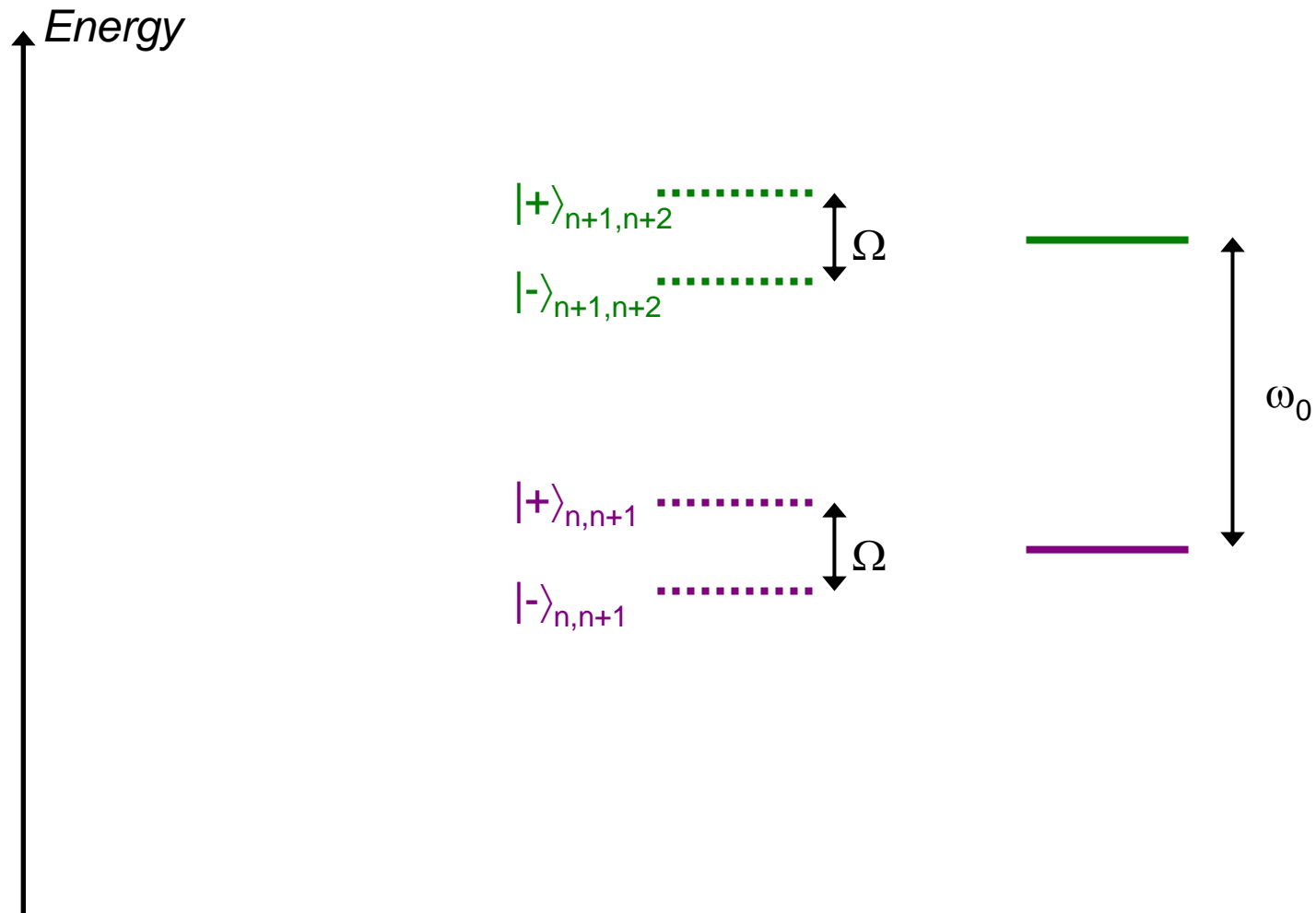
+ add-in atom-laser interaction energy



Mollow Triplet (II)

Atom + Laser Field (dressed atom picture), $\delta=0$

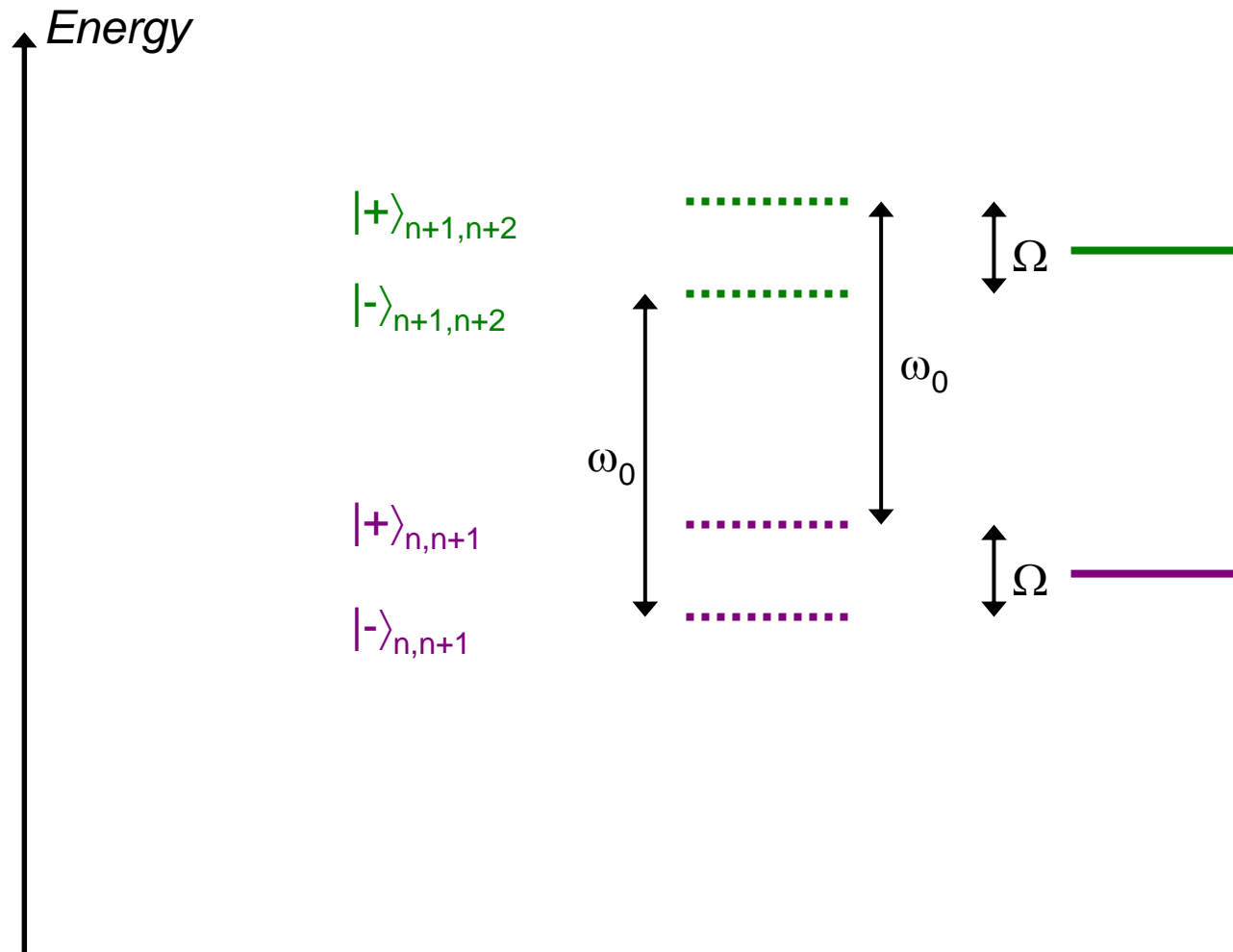
+ add-in atom-laser interaction energy



Mollow Triplet (II)

Atom + Laser Field (dressed atom picture), $\delta=0$

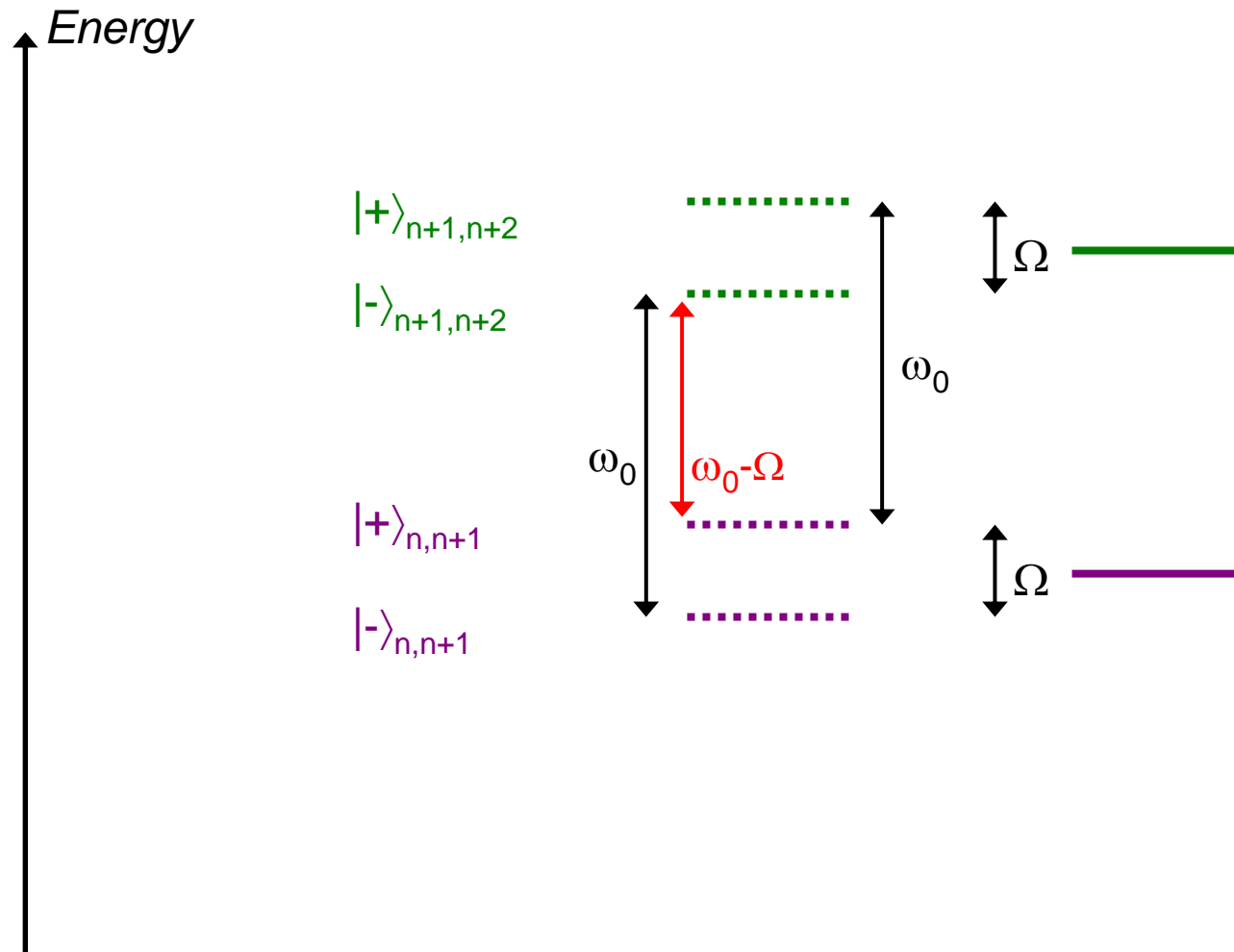
+ add-in atom-laser interaction energy



Mollow Triplet (II)

Atom + Laser Field (dressed atom picture), $\delta=0$

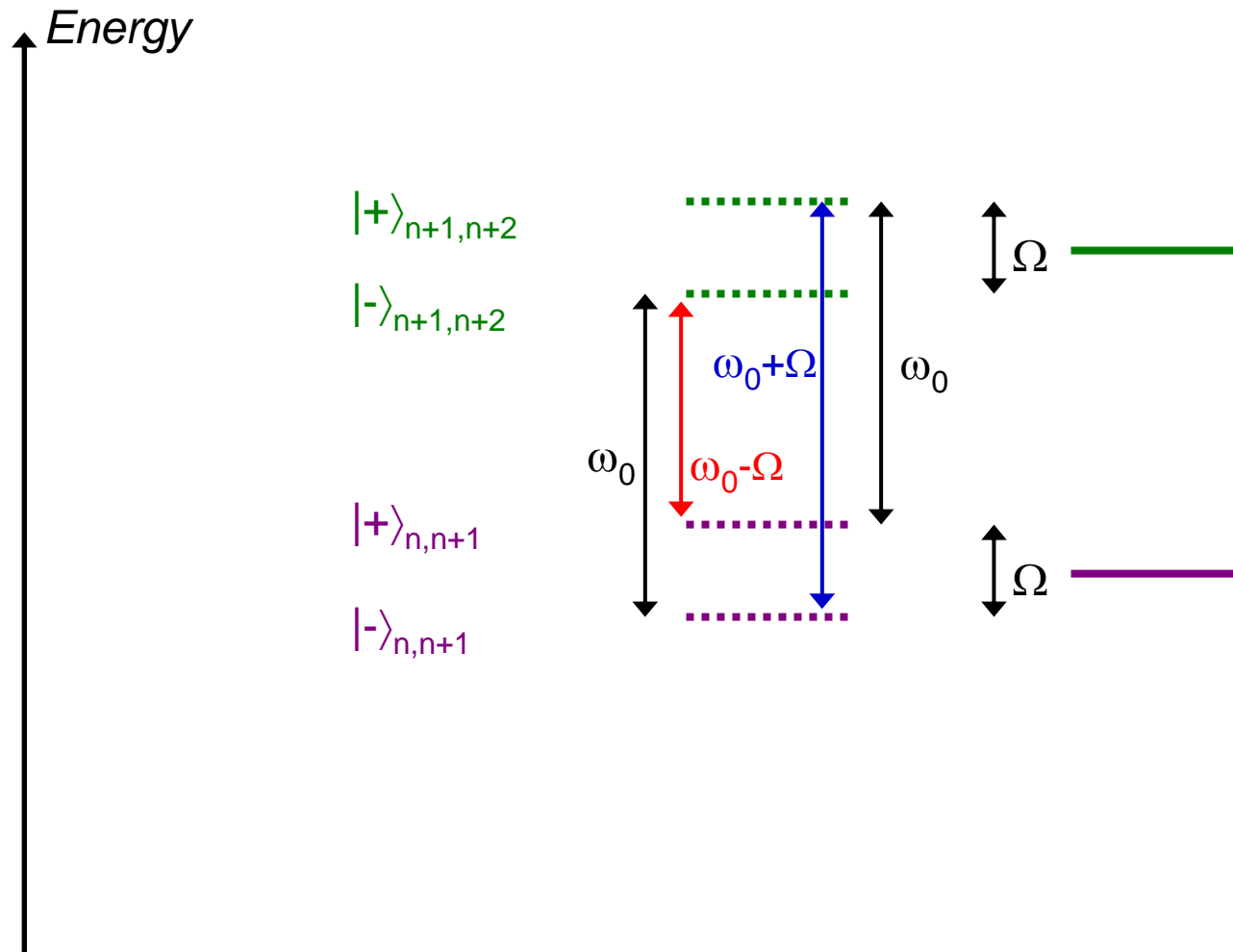
+ add-in atom-laser interaction energy



Mollow Triplet (II)

Atom + Laser Field (dressed atom picture), $\delta=0$

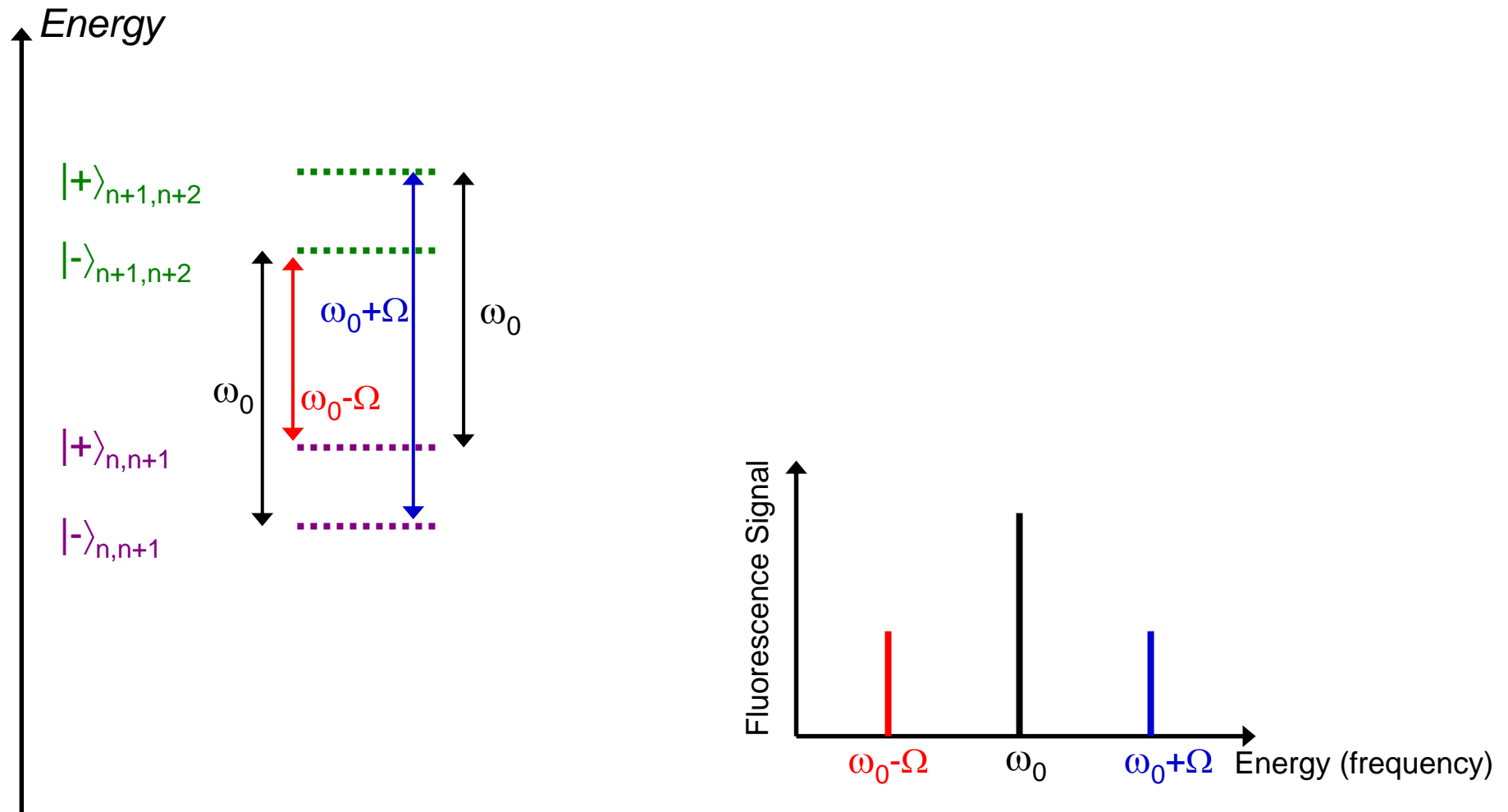
+ add-in atom-laser interaction energy



Mollow Triplet (III)

Atom + Laser Field (dressed atom picture), $\delta=0$

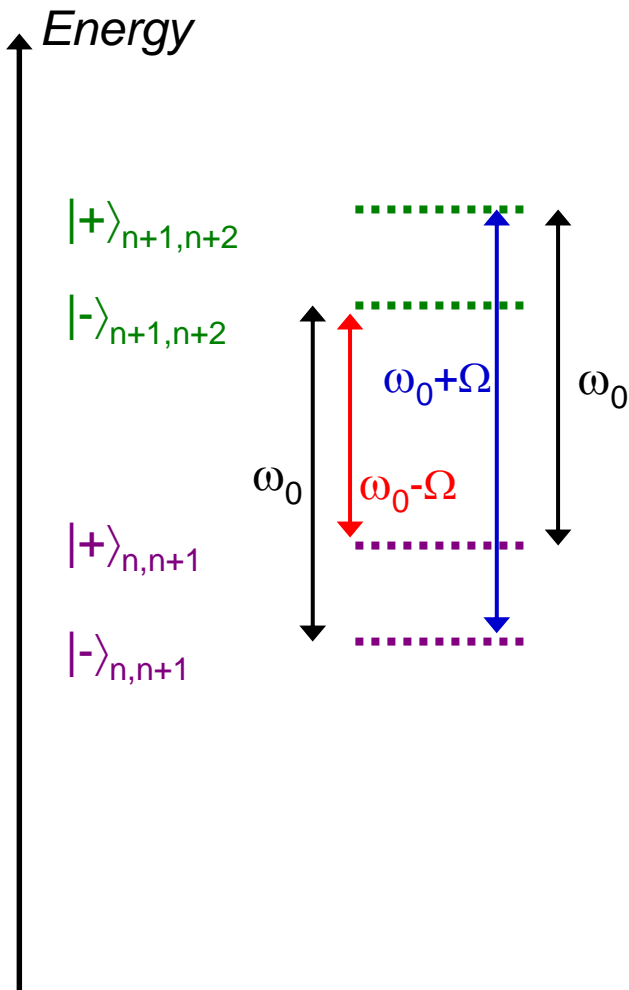
+ add-in atom-laser interaction energy



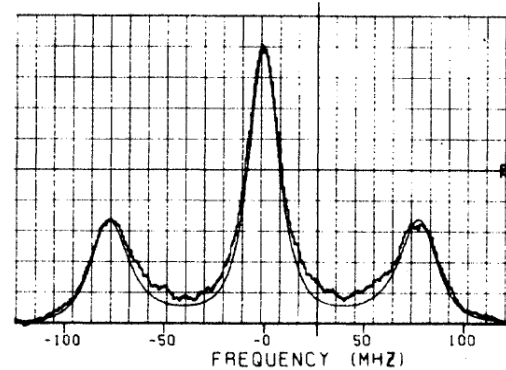
Mollow Triplet (III)

Atom + Laser Field (dressed atom picture), $\delta=0$

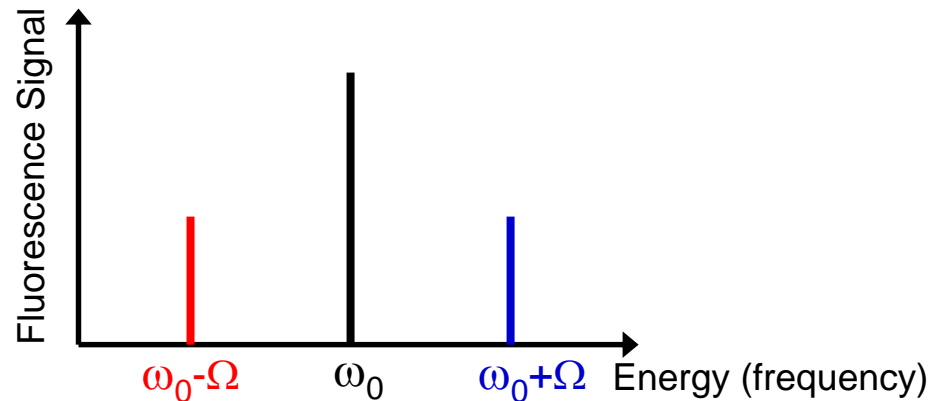
+ add-in atom-laser interaction energy



Mollow triplet in Sodium at 589 nm



[Grove et al., Phys. Rev. A 15, 227 (1977)]



Laser Dipole traps

Example of AC Stark Shift:

- 10 mW of laser power.
- focused to down to 10 μm .
- Detuning: $\delta = -2\pi \times 100 \text{ GHz}$.

Recall

$$\Delta E = \frac{\hbar \Omega^2}{4 \delta} \quad \text{with} \quad \Omega = \frac{q_e \langle g | r | e \rangle \cdot E}{\hbar}$$

Laser Dipole traps

Example of AC Stark Shift:

- 10 mW of laser power.
- focused to down to 10 μm .
- Detuning: $\delta = -2\pi \times 100 \text{ GHz}$.

Recall

$$\Delta E = \frac{\hbar \Omega^2}{4 \delta} \quad \text{with} \quad \Omega = \frac{q_e \langle g | r | e \rangle \cdot E}{\hbar}$$

For an ^{87}Rb atom at 780.24 nm, $\langle g | r | e \rangle \approx 3 a_0$

Laser Dipole traps

Example of AC Stark Shift:

- 10 mW of laser power.
- focused to down to 10 μm .
- Detuning: $\delta = -2\pi \times 100 \text{ GHz}$.

Recall

$$\Delta E = \frac{\hbar \Omega^2}{4 \delta} \quad \text{with} \quad \Omega = \frac{q_e \langle g | r | e \rangle \cdot E}{\hbar}$$

For an ^{87}Rb atom at 780.24 nm, $\langle g | r | e \rangle \approx 3 a_0$

\Rightarrow Intensity = 10^8 W/m^2 , Electric field = $2.7 \times 10^5 \text{ V/m}$

Laser Dipole traps

Example of AC Stark Shift:

- 10 mW of laser power.
- focused to down to 10 μm .
- Detuning: $\delta = -2\pi \times 100 \text{ GHz}$.

Recall

$$\Delta E = \frac{\hbar \Omega^2}{4 \delta} \quad \text{with} \quad \Omega = \frac{q_e \langle g | r | e \rangle \cdot E}{\hbar}$$

For an ^{87}Rb atom at 780.24 nm, $\langle g | r | e \rangle \approx 3 a_0$

\Rightarrow Intensity = 10^8 W/m^2 , Electric field = $2.7 \times 10^5 \text{ V/m}$

$\Rightarrow \Omega = 6.6 \times 10^{10} \text{ rads/s}$, so $|\delta| \gg |\Omega|$

Laser Dipole traps

Example of AC Stark Shift:

- 10 mW of laser power.
- focused to down to 10 μm .
- Detuning: $\delta = -2\pi \times 100 \text{ GHz}$.


Recall

$$\Delta E = \frac{\hbar \Omega^2}{4 \delta} \quad \text{with} \quad \Omega = \frac{q_e \langle g | r | e \rangle \cdot E}{\hbar}$$

For an ^{87}Rb atom at 780.24 nm, $\langle g | r | e \rangle \approx 3 a_0$

\Rightarrow Intensity = 10^8 W/m^2 , Electric field = $2.7 \times 10^5 \text{ V/m}$

$\Rightarrow \Omega = 6.6 \times 10^{10} \text{ rads/s}$, so $|\delta| \gg |\Omega|$



$$\Delta E = 1.8 \times 10^{-25} \text{ J}$$

$\sim 10 \text{ mK} !!!$

$$\Rightarrow V \sim 1.5 \text{ m/s}$$

Laser Dipole traps

Example of AC Stark Shift:

- 10 mW of laser power.
- focused to down to 10 μm .
- Detuning: $\delta = -2\pi \times 100 \text{ GHz}$.

Recall

$$\Delta E = \frac{\hbar \Omega^2}{4 \delta} \quad \text{with} \quad \Omega = \frac{q_e \langle g | r | e \rangle \cdot E}{\hbar}$$

For an ^{87}Rb atom at 780.24 nm, $\langle g | r | e \rangle \approx 3 a_0$

\Rightarrow Intensity = 10^8 W/m^2 , Electric field = $2.7 \times 10^5 \text{ V/m}$

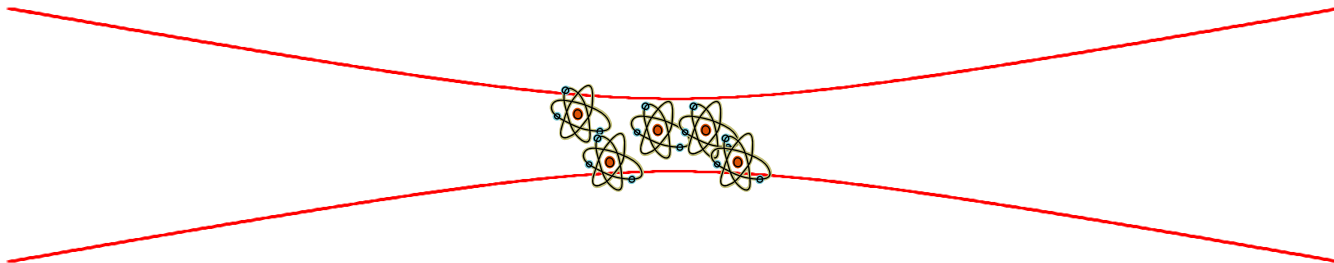
$\Rightarrow \Omega = 6.6 \times 10^{10} \text{ rads/s}$, so $|\delta| \gg |\Omega|$



$$\Delta E = 1.8 \times 10^{-25} \text{ J}$$

$\sim 10 \text{ mK} !!!$

$$\Rightarrow V \sim 1.5 \text{ m/s}$$



Laser Dipole traps

Example of AC Stark Shift:

- 10 mW of laser power.
- focused to down to 10 μm .
- Detuning: $\delta = -2\pi \times 100 \text{ GHz}$.

Recall

$$\Delta E = \frac{\hbar \Omega^2}{4 \delta} \quad \text{with} \quad \Omega = \frac{q_e \langle g | r | e \rangle \cdot E}{\hbar}$$

For an ^{87}Rb atom at 780.24 nm, $\langle g | r | e \rangle \approx 3 a_0$

\Rightarrow Intensity = 10^8 W/m^2 , Electric field = $2.7 \times 10^5 \text{ V/m}$

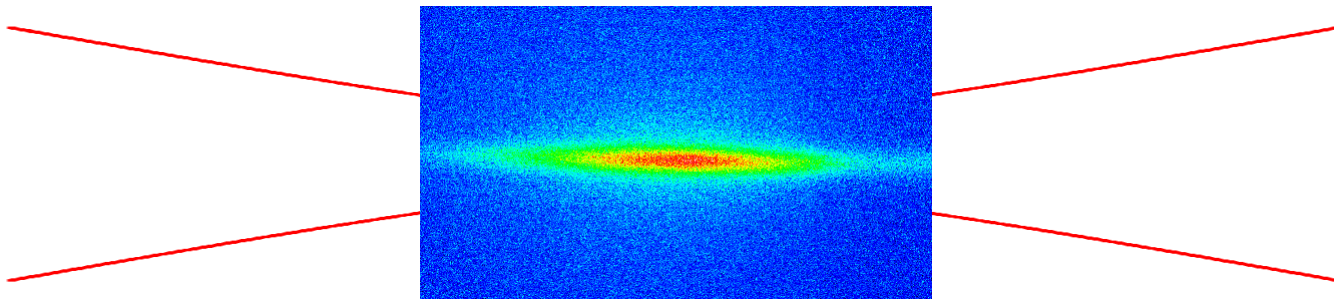
$\Rightarrow \Omega = 6.6 \times 10^{10} \text{ rads/s}$, so $|\delta| \gg |\Omega|$

$$\Delta E = 1.8 \times 10^{-25} \text{ J}$$

$\sim 10 \text{ mK} !!!$

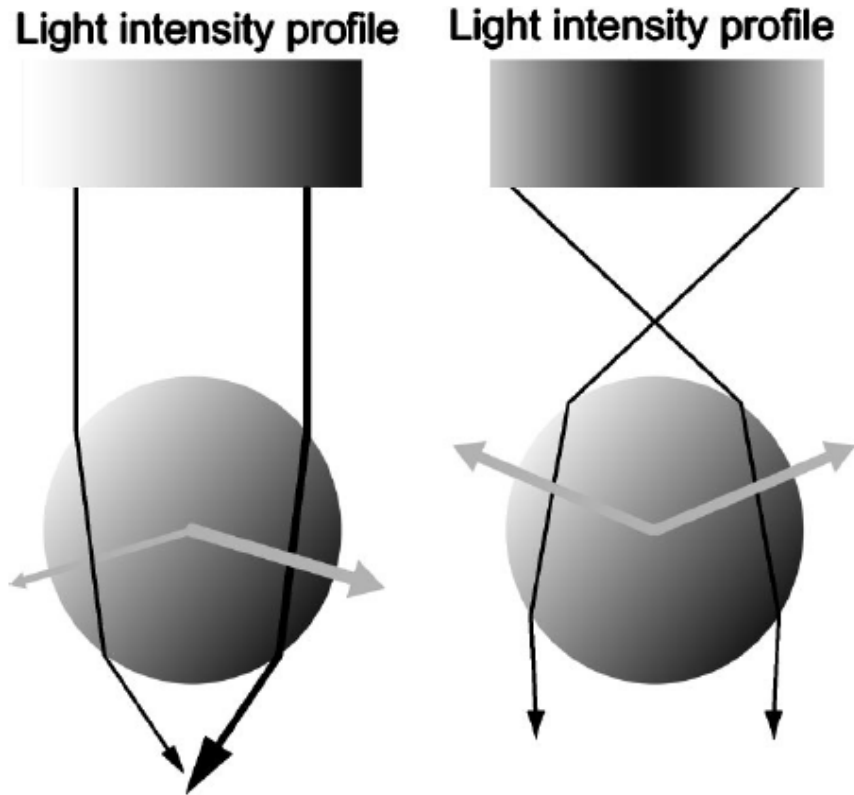
$$\Rightarrow V \sim 1.5 \text{ m/s}$$

Atoms are trapped by focused laser light !!!



Optical Tweezers

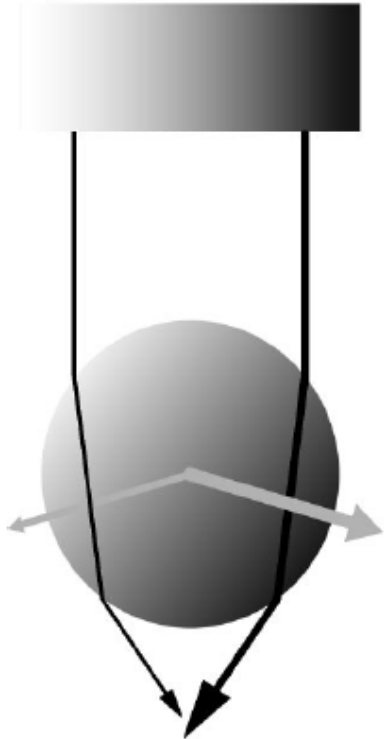
The classical picture of dipole trapping is given by ray optics:




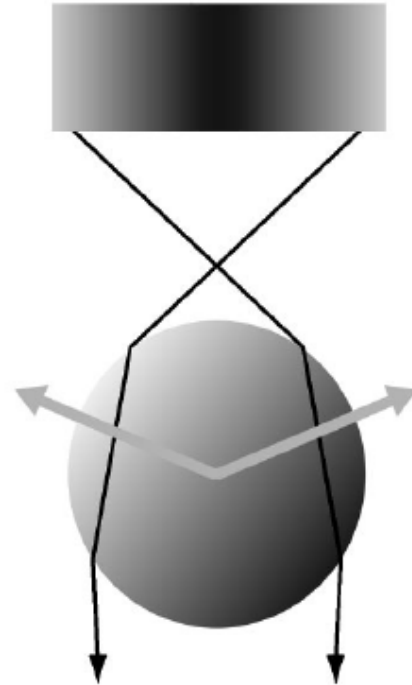
Optical Tweezers

The classical picture of dipole trapping is given by ray optics:

Light intensity profile



Light intensity profile



Frequently used in
biophysics to
manipulate cells !!!